

DESIGN
COLLECTION
2020



**Mulholland
Brand**

www.mulhollandbrand.com



GATE DESIGN / COLLECTION 2019

Gates & Fences



GATES DESIGN
Collection

Copyright ©
MULHOLLAND BRAND,
mulhollandbrand.com



- 04** White Glass Gates & Fences
- 06** Black Glass Gates & Fences
- 08** 24 Series Gates & Fences
- 10** Mixed 24 Series Gates & Fences
- 12** Mixed Glass 24 Series Gates & Fences
- 14** Solid Gates & Fences
- 16** Wood-Like Gates & Fences
- 18** Framed Hi-Tech Gates & Fences
- 20** Floating Hi-Tech Gates & Fences
- 22** 45° Series Gates & Fences

welcome

Our Story

Mulholland security was established in 1994. The company manufactured and installed iron and wood gates until 2017 when we partnered with an Israeli company to sell their aluminum gates and fences. In Europe and in the Middle East, aluminum gates and fences are the norm – thanks to the low maintenance, durability and beauty of the product.

The enthusiastic and excited reception of the aluminum gates and fences by our clients prompted us to build our manufacturing and painting facility locally, in the Los Angeles area. Here we are building beautiful customized aluminum products – gates, fences, railings and pergolas.

These products are powder coated for consistent and durable finish. We can even finish it with wood grain look! Modern, sleek and clean lines. High quality product. Heavy duty materials.

Please ask us for more information

White Glass Gates & Fences

Modern designs. Suitable for a wide variety of home styles. Ready for installation. Maximum glass panel size 3'x4'. Fences and gates are made of aluminum frame with white laminated glass inserts.



G180-1-1



G180-S-6



G180-S-2



G180-1-6



G180-S-6



F180-F-1



G180-1-4




G180-1-1




G180-1-1

Code indicates the number of rows. Number of columns is based on the width of the gate or fence.


White Glass Gates & Fences




Single Swing - 2 Rows	G180-1-3
Double Swing - 2 Rows	G180-2-3
Sliding - 2 Rows	G180-S-3
Overhead - 2 Rows	G180-O-3
Fence - 2 Rows	F180-F-3




Single Swing - 3 Rows	G180-1-1
Double Swing - 3 Rows	G180-2-1
Sliding - 3 Rows	G180-S-1
Overhead - 3 Rows	G180-O-1
Fence - 3 Rows	F180-F-1




Single Swing - 4 Rows	G180-1-2
Double Swing - 4 Rows	G180-2-2
Sliding - 4 Rows	G180-S-2
Overhead - 4 Rows	G180-O-2
Fence - 4 Rows	F180-F-2



Single Swing - 5 Rows	G180-1-5
Double Swing - 5 Rows	G180-2-5
Sliding - 5 Rows	G180-S-5
Overhead - 5 Rows	G180-O-5
Fence - 5 Rows	F180-F-5



Single Swing - 4 Rows	G180-1-4
Double Swing - 4 Rows	G180-2-4
Sliding - 4 Rows	G180-S-4
Overhead - 4 Rows	G180-O-4
Fence - 4 Rows	F180-F-4



Single Swing - 6 Rows	G180-1-6
Double Swing - 6 Rows	G180-2-6
Sliding - 6 Rows	G180-S-6
Overhead - 6 Rows	G180-O-6
Fence - 6 Rows	F180-F-6



Black Glass Gates & Fences

Modern designs. Suitable for a wide variety of home styles. Ready for installation. Maximum glass panel size 3'x4'. Fences and gates are made of aluminum frame with black laminated glass inserts.



G180B-S-2

G180B-1-1

G180B-S-1



G180B-S-2

G180B-1-2

G180B-1-2




G180B-S-2

G180B-S-1


G180B-S-2

Code indicates the number of rows. Number of columns is based on the width of the gate or fence.


Black Glass Gates & Fences




Single Swing - 2 Rows	G180B-1-3
Double Swing - 2 Rows	G180B-2-3
Sliding - 2 Rows	G180B-S-3
Overhead - 2 Rows	G180B-O-3
Fence - 2 Rows	F180B-F-3




Single Swing - 3 Rows	G180B-1-1
Double Swing - 3 Rows	G180B-2-1
Sliding - 3 Rows	G180B-S-1
Overhead - 3 Rows	G180B-O-1
Fence - 3 Rows	F180B-F-1



Single Swing - 4 Rows	G180B-1-2
Double Swing - 4 Rows	G180B-2-2
Sliding - 4 Rows	G180B-S-2
Overhead - 4 Rows	G180B-O-2
Fence - 4 Rows	F180B-F-2



Single Swing - 5 Rows	G180B-1-5
Double Swing - 5 Rows	G180B-2-5
Sliding - 5 Rows	G180B-S-5
Overhead - 5 Rows	G180B-O-5
Fence - 5 Rows	F180B-F-5




Single Swing - 4 Rows	G180B-1-4
Double Swing - 4 Rows	G180B-2-4
Sliding - 4 Rows	G180B-S-4
Overhead - 4 Rows	G180B-O-4
Fence - 4 Rows	F180B-F-4



Single Swing - 6 Rows	G180B-1-6
Double Swing - 6 Rows	G180B-2-6
Sliding - 6 Rows	G180B-S-6
Overhead - 6 Rows	G180B-O-6
Fence - 6 Rows	F180B-F-6

24 Series Aluminum Gates & Fences

Our most popular design. Suitable for a wide variety of home styles. Ready for installation. Spacing available 3/8", 1/2", 3/4", 4". Available in horizontal or vertical.



G120-1-6



G120-2-65



F120-F-5



F120-F-3



G120-1-6



G120-1-6



G120-2-2



F120-F-7



G120-S-3

24 Series Aluminum Gates & Fences

Profile	Gate Type	Model
1 x 1 1/2 Profile: 24 x 40	Single Swing	G120-1-2
	Double Swing	G120-2-2
	Sliding	G120-S-2
	Overhead	G120-O-2
	Fence	F120-F-2
1 x 2 1/2 Profile: 24 x 60	Single Swing	G120-1-3
	Double Swing	G120-2-3
	Sliding	G120-S-3
	Overhead	G120-O-3
	Fence	F120-F-3
1 x 3 1/8 Profile: 24 x 80	Single Swing	G120-1-4
	Double Swing	G120-2-4
	Sliding	G120-S-4
	Overhead	G120-O-4
	Fence	F120-F-4
1 x 4 Profile: 24 x 100	Single Swing	G120-1-5
	Double Swing	G120-2-5
	Sliding	G120-S-5
	Overhead	G120-O-5
	Fence	F120-F-5
1 x 4 3/4 Profile: 24 x 120	Single Swing	G120-1-6
	Double Swing	G120-2-6
	Sliding	G120-S-6
	Overhead	G120-O-6
	Fence	F120-F-6
1 x 6 3/8 Profile: 24 x 160	Single Swing	G120-1-7
	Double Swing	G120-2-7
	Sliding	G120-S-7
	Overhead	G120-O-7
	Fence	F120-F-7
1 x 7 Profile: 24 x 180	Single Swing	G120-1-8
	Double Swing	G120-2-8
	Sliding	G120-S-8
	Overhead	G120-O-8
	Fence	F120-F-8
1 x 8 1/2 Profile: 24 x 220	Single Swing	G120-1-9
	Double Swing	G120-2-9
	Sliding	G120-S-9
	Overhead	G120-O-9
	Fence	F120-F-9
1 x 1 1/2 Profile: 24 x 40	Single Swing	G120-1-2V
	Double Swing	G120-2-2V
	Sliding	G120-S-2V
	Overhead	G120-O-2V
	Fence	F120-F-2V
1 x 2 1/2 Profile: 24 x 60	Single Swing	G120-1-3V
	Double Swing	G120-2-3V
	Sliding	G120-S-3V
	Overhead	G120-O-3V
	Fence	F120-F-3V
1 x 3 1/8 Profile: 24 x 80	Single Swing	G120-1-4V
	Double Swing	G120-2-4V
	Sliding	G120-S-4V
	Overhead	G120-O-4V
	Fence	F120-F-4V
1 x 4 Profile: 24 x 100	Single Swing	G120-1-5V
	Double Swing	G120-2-5V
	Sliding	G120-S-5V
	Overhead	G120-O-5V
	Fence	F120-F-5V
1 x 4 3/4 Profile: 24 x 120	Single Swing	G120-1-6V
	Double Swing	G120-2-6V
	Sliding	G120-S-6V
	Overhead	G120-O-6V
	Fence	F120-F-6V
1 x 6 3/8 Profile: 24 x 160	Single Swing	G120-1-7V
	Double Swing	G120-2-7V
	Sliding	G120-S-7V
	Overhead	G120-O-7V
	Fence	F120-F-7V
1 x 7 Profile: 24 x 180	Single Swing	G120-1-8V
	Double Swing	G120-2-8V
	Sliding	G120-S-8V
	Overhead	G120-O-8V
	Fence	F120-F-8V
1 x 8 1/2 Profile: 24 x 220	Single Swing	G120-1-9V
	Double Swing	G120-2-9V
	Sliding	G120-S-9V
	Overhead	G120-O-9V
	Fence	F120-F-9V



Mixed 24 Series Aluminum Gates & Fences

Sleek and exciting designs. Suitable for a wide variety of home styles. Ready for installation. We can mix different width profiles in the same gate or fence. These are examples. Specify design for other combinations. Available horizontal or vertical.



G120-1-92



F120-F-26




G120-2-93



G120-S-25



G120-1-17



G120-0-61




G120-2-104



G120-1-35



G120-1-15



Create
your
own!

Mixed 24 Series Aluminum Gates & Fences

We can combine any of the series 24 profiles for interesting and exciting designs.

Single Swing	G120-1-25
Double Swing	G120-2-25
Sliding	G120-S-25
Overhead	G120-O-25
Fence	F120-F-25

Combination 24x100 and 24x 40

Single Swing	G120-1-17
Double Swing	G120-2-17
Sliding	G120-S-17
Overhead	G120-O-17
Fence	F120-F-17

Combination 24x24 and 24x160

Single Swing	G120-1-79V
Double Swing	G120-2-79V
Sliding	G120-S-79V
Overhead	G120-O-79V
Fence	F120-F-79V

Combination 24x220 and 24x120

For other designs in this
category use:


G120-1-0
G120-2-0
G120-S-0
G120-O-0
F120-F-0

Mixed 24 Series with Glass Aluminum Gates & Fences

Modern designs. Suitable for a wide variety of home styles. Ready for installation.
We can insert glass panels, black or white, to enhance profile 24 type gates. These are examples only. Please specify design for any other combination. Max glass panel size 3'x4'.



G190-S-0



G190-1-1



F190-F-1



G190-S-1



G190-S-0



G190-2-1



G190-S-1



G190-S-1



G190-2-2

Mixed 24 Series with Glass Aluminum Gates & Fences

Use any series 24 profile.



Single Swing	G190-1-1
Double Swing	G190-2-1
Sliding	G190-S-1
Overhead	G190-O-1
Fence	F190-F-1

24 x 120 with top glass insert



Single Swing	G190-1-2
Double Swing	G190-2-2
Sliding	G190-S-2
Overhead	G190-O-2
Fence	F190-F-2

24 x 180 with glass insert



Single Swing	G190-1-3
Double Swing	G190-2-3
Sliding	G190-S-3
Overhead	G190-O-3
Fence	F190-F-3

24 x 40 with glass insert





Create your own!

For other designs in this category use:

G190-1-0
G190-2-0
G190-S-0
G190-O-0
F190-F-0

Solid Aluminum Gates & Fences

Modern designs. Suitable for a wide variety of home styles. Ready for installation.
Made with 6mm aluminum sheets.



Create your own!

Create your own!

Solid Aluminum Gates & Fences

Single Swing	G135-1-3
Double Swing	G135-2-3
Sliding	G135-S-3
Overhead	G135-O-3
Fence	F135-F-3

Single Swing	G135-1-1
Double Swing	G135-2-1
Sliding	G135-S-1
Overhead	G135-O-1
Fence	F135-F-1

Single Swing	G135-1-11
Double Swing	G135-2-11
Sliding	G135-S-11
Overhead	G135-O-11
Fence	F135-F-11

Single Swing	G135-1-12
Double Swing	G135-2-12
Sliding	G135-S-12
Overhead	G135-O-12
Fence	F135-F-12

Single Swing	G135-1-6
Double Swing	G135-2-6
Sliding	G135-S-6
Overhead	G135-O-6
Fence	F135-F-6

Single Swing	G135-1-13
Double Swing	G135-2-13
Sliding	G135-S-13
Overhead	G135-O-13
Fence	F135-F-13

For other designs in this category use: (Please specify design.)	G135-1-0
	G135-2-0
	G135-S-0
	G135-O-0
	G135-F-0

For other designs in this category with glass inserts use: (Please specify design.)	G190-1-0
	G190-2-0
	G190-S-0
	G190-O-0
	F190-F-0

Wood-Like Aluminum Gates & Fences

Modern designs. Suitable for a wide variety of home styles. Ready for installation. Aluminum tube wrapped in wood like finish. Please specify wood and frame color. Frames are powder coated a solid color.



WL100-1-3



WL100-S-3



WL100-F-3



WL100-S-3



WL100-1-2



WL100-1-1



WL100-1-1




WL100-1-3



WL100-S-4


Wood-Like Aluminum Gates & Fences



No Gaps

Single Swing	WL100-1-1
Double Swing	WL100-2-1
Sliding	WL100-S-1
Overhead	WL100-O-1
Fence	WL100-F-1


Vertical wood boards in painted frame. No gaps.



No Gaps

Single Swing	WL100-1-2
Double Swing	WL100-2-2
Sliding	WL100-S-2
Overhead	WL100-O-2
Fence	WL100-F-2


Horizontal wood boards in painted frame. No gaps.



Gaps

Single Swing	WL100-1-3
Double Swing	WL100-2-3
Sliding	WL100-S-3
Overhead	WL100-O-3
Fence	WL100-F-3

Horizontal wood boards in painted frame with gaps.



No Gaps

Single Swing	WL100-1-4
Double Swing	WL100-2-4
Sliding	WL100-S-4
Overhead	WL100-O-4
Fence	WL100-F-4

Frameless with no visible frame from the front. Currently only available for motorized gates and fences. Not for pedestrian gates.




Framed Hi-Tech Gates & Fences

Our most requested design! Suitable for a wide variety of home styles. Ready for installation.
Thin series 24 profiles in frame. This profile can be used in combinations with other series 24 profiles.




Framed Hi-Tech Gates & Fences



Horizontal

Single Swing	G120-1-1
Double Swing	G120-2-1
Sliding	G120-S-1
Overhead	G120-O-1
Fence	F120-F-1



Vertical

Single Swing	G120-1-1V
Double Swing	G120-2-1V
Sliding	G120-S-1V
Overhead	G120-O-1V
Fence	F120-F-1V



Floating Hi-Tech Gates & Fences

Modern designs. Suitable for a wide variety of home styles. Ready for installation.
Profile 20 x 40. Cannot be combined with other profiles.



G140-S-1



G140-1-2



F140-F-1



G140-1-1



G140-1-1



G140-1-1V




G140-2-1



F140-F-1




G140-1-1



Horizontal

Single Swing	G140-1-1
Double Swing	G140-2-1
Sliding	G140-S-1
Overhead	G140-O-1
Fence	F140-F-1



Vertical

Single Swing	G140-1-1V
Double Swing	G140-2-1V
Sliding	G140-S-1V
Overhead	G140-O-1V
Fence	F140-F-1V

Currently only available for motorized gates and for fences which do not require locks. Not for pedestrian gates.



45° Aluminum Gates & Fences

Modern designs. Suitable for a wide variety of home styles. Ready for installation. Heavy duty profile. The profile is a bent tube at 45° to provide privacy while allowing air flow. This profile cannot be combined with other profiles.



G175-1-1



F175-F-1



F245-F-1



G175-1-1



F175-F-1



G175-1-1




F245-F-1



G175-1-1




45° Aluminum Gates & Fences



Framed

Single Swing	G245-1-1
Double Swing	G245-2-1
Sliding	G245-S-1
Overhead	G245-O-1
Fence	F245-F-1



Floating

Single Swing	G175-1-1
Double Swing	G175-2-1
Sliding	G175-S-1
Overhead	G175-O-1
Fence	F175-F-1



Ask us about Fancy Fence

This gate and fence system is revolutionary.
Retracts into the ground when open!



21260 DEERING CT,
CANOGA PARK, CA, 91304

Phone 818.806.0711

info@mulhollandbrand.com

www.mulhollandbrand.com

